

Please pick one

- This is an RFQ
 This is an order

1 Tell us a bit about yourself (*Required)

Company Name* _____ Tel # _____
 Contact Name* _____ Email _____
 Due Date _____ PO # _____
 Reference _____
 Comments _____

2 DON'T EVEN THINK ABOUT WRITING IN THIS AREA!

Quote Date _____
 Order Date _____
 Comp. Date _____
 Ship Date _____

ATTENTION! The finished size you enter is what you get back from us. It includes the hem, the pocket, the edging and any other fancy schmancy attachment you ask us to put on your banner :)

3 Banner Info (*Mandatory)

Style of Banner*
 Single Sided
 Back to Back (Box 6)
 True Double Sided

How many? Qty* What is the finished sizes? Height in inches* x Width in inches*

Does it require seaming? # of Panels H V

Material*
 Vinyl
 Vinyl Backlit
 Mesh
 Stretch Fabric
 Flag/Canvas

Usage*
 Indoor
 Outdoor

Notes

Type of Seam (Ask if unsure)
 Welded - Overlap
 Backlit Butt Seam
 Welded - w/Tape
 Sewn - Prayer
 Sewn - Overlap

4 Pack/Ship Info (*Needed)

Packing*
 Roll it on a core and wrap it up.
 Fold it up and stick it in a bag.

Labeling*
 Blind pack it, no mention of shomi! (Default)
 Pack it with shomi! packaging.

Shipping*
 Leave it at shomi! for pickup during business hours.
 Leave it for pickup after closing, it'll be in the van.
 Ground ship it to me (slow and cheap).
 Express ship it to me (fast and expensive).

5 Common Single Sided Finishes (If you select one of these finishes, you don't have to check anything else)

1" sewn hem + #2 grommets _____ inches
 2" sewn hem + SB + #4 grommets _____ inches
 Sewn pockets T&B _____ inches open
 Sewn pockets T&B _____ inches open, hem L&R
 Welded pockets all sides _____ inches open

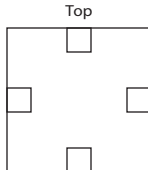
Rope on T&B + hem L&R _____ inches extra rope
 shomi! bead sewn all sides (for a shomi! frame)
 Silicone bead sewn all sides (for a fabric frame)

6 Back to Back Double Sided Finishes (Ditto here)

Trim + sew B2B all sides sewn shut
 Trim + weld B2B All Sides shut
 Pockets T&B _____ inches open, sides sewn shut
 Pockets T&B _____ inches open, sides sewn w/ SB
 Add a block out liner inside

7 Trim Only

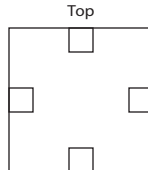
All Sides

Top 

Scissors
 Hot Knife

8 Hem/Seatbelt

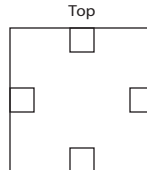
All Sides

Top 

1" Sewn Hem
 1" Sewn Webbing
 2" Sewn Webbing
 1" Welded Hem
 2" Welded Webbing
 D-rings on 4 Corners

9 Pocket

All Sides

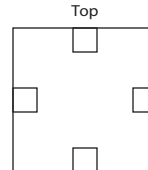
Top 

Pocket Opening _____ (Inches)

Sew Pocket
 Welded Pocket
 Double Pocket
 Chain in Bottom

10 Rope/Cable/Bead

All Sides

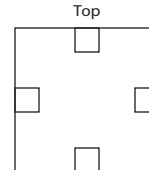
Top 

Rope per Corner _____ (Inches)

Rope 3/16"
 Rope 5/16"
 Cable 3/16"
 Wrapped Cable
 shomi! bead

11 Silicone

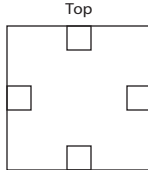
All Sides

Top 

Customer's Silicone Bead
 shomi!'s Silicone Bead
 Black Backer

12 Grommets

All Sides

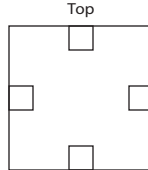
Top 

#2 Brass
 #2 Silver
 #4 Brass
 #4 Silver

Spacing _____ inches **OR**
 Quantity _____ per banner

13 Velcro

All Sides

Top 

1" Hook
 1" Loop
 2" Hook
 2" Loop

Blk
 Wht

Matching Pressure Sensitive

14 Draw something here, if it's funny you might get a discount :)